

# Series 6, Episode 25

Aaron's Farm, Mbale, UGANDA.

*This leaflet contains information on: feeding dairy cows, East Coast Fever, fertilizers, solar lights, Geopoll.*



If undelivered, please return to The Mediae Company, PO Box 215-00502, Karen.

For more information, SMS "COW" to 30606

## Feeding Dairy Cows

Look after your cow well to get lots of good quality milk. Give your cow good housing, clean water and enough food. **Supplements** from **Cooper-K Brands** improve the quantity and quality of milk.

Feed your cow a mix of **dry feed**, like **Hay**, and **fresh feed**. Fresh feeds like **Napier Grass** are good for energy. **Calliandra** is a good source of protein.

Your cow uses protein for building the body and producing lots of good quality milk.

5kg Calliandra per day is enough protein for your cow. If your cow cannot get enough protein from feeds, use a supplement like KupaKula.



Calliandra

## Minerals

Giving your cow minerals will make your dairy business better. Your cow will come on heat 60 days after calving so you can get a calf a year. Minerals are also good for milk production and body condition. Powder minerals, like **Maclik Plus** and **Maclik Super** are good for adult cows. Mix the minerals with the feed.

### Maclik Plus

For heifers and dry cows in calf.

Give 100g (1/2 a glass of **Maclik Plus** every day)



### Maclik Super

For milking cows.

Give 200g (1 full glass) of **Maclik Super** every day.



### Mineral Bricks

Mineral bricks are good for calves.



### KupaKula

For cows giving 5-10 litres of milk per day, give 400g KupaKula. Give half in the morning and half in the evening.

For cows giving more than 10 litres, add 400g per day for every extra 5 litres of milk above 10 litres. So for 20 litres, give 1.2kg per day.

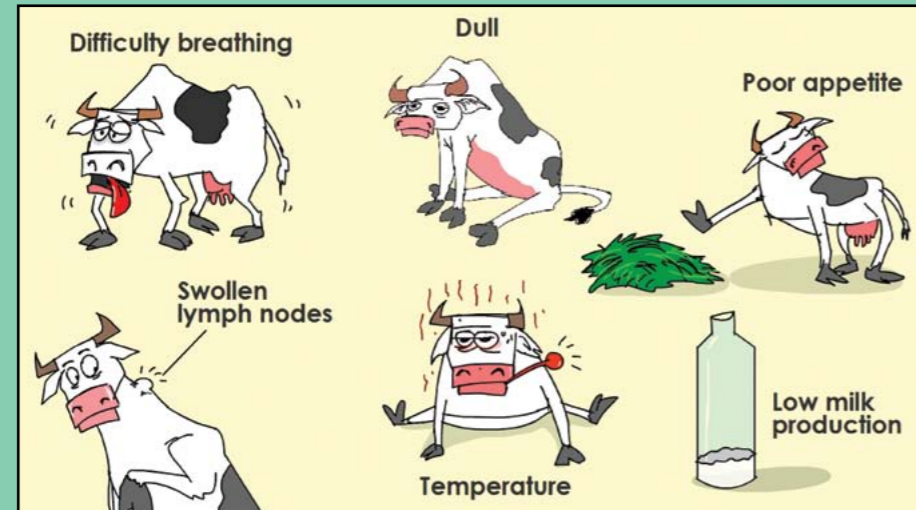


Buy Cooper-K Brands products from agrovets.

## East Coast Fever (ECF)

East Coast Fever (ECF) kills cows. It is a disease carried by **Brown Eared-Ticks**. To prevent ECF you can spray your cows every week with an **acaricide**. Fence your shamba to stop other cows coming in which may be infected. The best way to stop ECF is to **VACCINATE**.

### Symptoms of ECF:



### How to Vaccinate for ECF:

A trained vet must do the vaccination. 1 dose is for 40 cows. If you have less than 40 cows, vaccinate with your neighbours. You cannot vaccinate sick or pregnant cows.

### This is what happens when the vet comes to vaccinate your cows:



1. The cow's **temperature** is taken. This is to check that the cow is healthy.
2. The cow is **weighed**. This tells the vet how much antibiotic to inject.
3. The **antibiotic** is injected. This helps the cow recover from the vaccine.
4. The ECF vaccine is injected.



### Prevention is better than cure

Treating a cow with ECF costs around US\$ 100,000 in Uganda and KES 8,000 in Kenya.

Vaccinating a cow against ECF costs US\$ 20,000 in Uganda and KES 1,000 in Kenya. The vaccination lasts for the rest of the cow's life.

5. The cow is given an **ear tag**. This shows that it has had the ECF vaccine.
- It is much better to vaccinate for ECF than treat it. Even if a cow is cured of ECF, it will never be as healthy and will give less milk. If your cow dies of ECF, you will lose a lot of money.

A cow with an **ear tag** for ECF will get a better price at market.

Vaccinating also helps your country. The more cows that are vaccinated, the less ECF there is.

Make sure you keep records of your cows and their ECF vaccinations

## Using Fertilizers

A **deficiency** is when your crop does not get enough of a **nutrient** to grow well. Fix deficiencies with fertilizers. When used correctly, fertilizers make your soil better and give you a bigger crop. A bigger crop means more money.

A **soil test** will tell you which nutrients your soil is missing and which fertilizers will fix it. There are different ways to use fertilizers.

Inoculant	Basal fertilizer	Top-dressing fertilizer	Foliar fertilizer
Put on the seeds before planting. It helps seeds to germinate and get a good start.	Put into the soil at planting. The plant roots take up the nutrients.	Put onto the soil around the plant base after the seeds germinate. The plant roots take up the nutrients.	Liquid fertilizers that you mix with water. They are <b>sprayed on to the leaves</b> of the crop with a knapsack sprayer. The leaves take up the nutrients.

### Biofix Inoculant

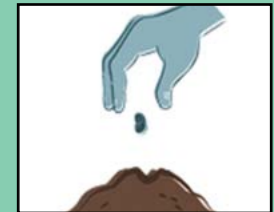
Biofix helps beans and peas grow faster and give a better harvest. It saves you money as you do not need to add Nitrogen fertilizers. Buy Biofix from agrovets. Buy in packets of 10g, 50g and 100g.



**1. Prepare.** Dissolve 2 tablespoons of Gum Arabic (white powder) or sugar in 300ml warm water.



**2. Inoculate.** Mix with 15kg large seeds (French beans, soybeans) or 10kg small seeds (lucerne, desmodium) until seeds are wet. Add 100g packet of Biofix (black powder).



**3. Plant.** Mix until seeds are covered with the Biofix powder. Plant immediately in wet soil.

### MEA P-Mazao

MEA P-Mazao is a basal fertilizer with **Magnesium** and **Sulphur**. Use with Biofix for a strong crop.



Put a handful of MEA P-Mazao in each planting hole when planting the seeds.

### Fertileader Magical

A foliar for crops requiring Magnesium and Calcium like potato, carrots, leafy vegetables, maize. Stops end rot in fruits.



Mix 50ml Fertileader Magical with 20 litres of water in a knapsack. Spray plants. Repeat every 15 days for up to 2 ½ months.

### Fertileader Gold

For any crops that have flowers, including legumes (beans). For better flowers and better fruits. Less flowers will die.



Mix 40ml Fertileader Gold with 20 litres of water in a knapsack. Spray plants.

See packet instructions for repeat.

### Fertilizers can make soil acidic. If your soil is acidic (low pH):

- Use the **MEA Mazao** range of fertilizers.
- Dig **Agrilime** into the soil 1 month before planting.
- Apply **Physiolith** at planting.

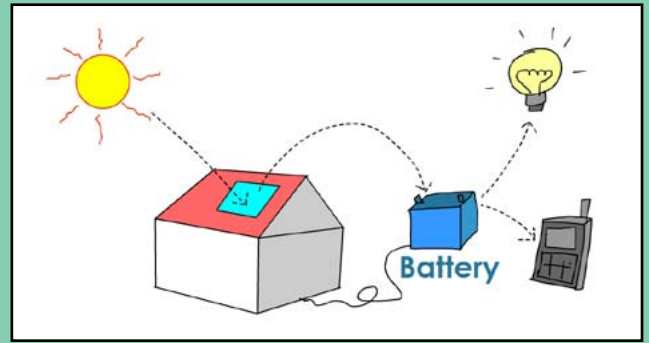
You cannot correct soil acidity in a short time. It can take several seasons for your soil to reach the right pH. A **soil test** will tell you your soil pH.

For more information SMS "SOLAR" to 30606

# Solar Lights

Solar lights are much better for your health than kerosene lamps. There are no bad fumes and the light is brighter so it does not make your eyes sore.

Solar lights are powered by the sun. A solar panel is fixed to your roof. The panel catches the light and stores it in a battery. The battery is inside the house and powers the lights. It can even charge your mobile phone.



## The D20 system from d.light

Contains a solar panel, a battery, a portable lantern and two lights for inside your house with switches.



You can get 8 hours of lights on the high setting or 15 hours on the low setting. The high setting is 8 times brighter than kerosene.

Buy **d.light** products from **Total** petrol stations.

## Why use solar?

You do not have to rely on another power source – no more power cuts!

The sun is free! No more expensive kerosene or batteries. You will have extra money to spend on your shamba or on school fees.

You do not have to go far or to pay to charge your mobile phone – you can charge it from the battery.

The mobile lantern means that you can check on your animals at night.

Solar lights are not harmful to your health.

d.light has good payment plans so you do not need to pay for all of the system in one go. You pay a deposit, then a small sum each day, week or month. Solar is affordable for everyone!

# Make your voice heard with GeoPoll


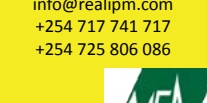

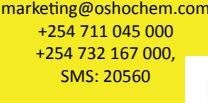
GeoPoll does nationwide surveys on many different topics. They want to find out what you do and like. The surveys are sent to your phone. You can get free airtime for taking part! SMS "JOIN" to 70555.

Produced by Mediae



Watch us on Citizen TV on:  
Saturday 1.30pm (English)  
Sunday 1.30pm (Kiswahili)

For another leaflet or more information, SMS 30606



marketing@oshochem.com  
+254 711 045 000  
+254 732 167 000,  
SMS: 20560

africa@soilcares.com  
+254 782 970 136

info@coopers.co.ke  
+254 20 420 6000  
+254 20 420 6000

info@realipm.com  
+254 717 741 717  
+254 725 806 086

information@unga.com  
+254 20 697 8000

www.planraisers.com  
+254 700 723 220  
+254 735 752 687

www.planraisers.com  
+254 700 723 220  
+254 735 752 687

info@galvmed.org  
+254 715 831 853

info@mea.co.ke  
+254 724 253 312

info@mea.co.ke  
+254 724 253 312

info@kenchic.com  
+254 722 202 163  
+254 734 600 204

info@dlightdesign.com  
+254 20 210 6793

0703 046 000  
www.simbacorp.com  
info@simbacolt.com

SMS: 70555

caroline.munyao@khs.co.ke  
+254 730 000 704

http://www.icrisat.org/shambashapeup2016/

http://www.icrisat.org/shambashapeup2016/

http://www.icrisat.org/shambashapeup2016/

http://www.icrisat.org/shambashapeup2016/