

# Series 7, Episode 15

Moses and Hellen's Farm, Meru, KENYA

*This leaflet contains information on: getting a good heifer, potato pests and diseases, feeding calves, Mitsubishi L200*



If undelivered, please return to The Mediae Company, PO Box 215-00502, Karen.

For more information, SMS "PESTS AND DISEASES" to 30606


## Potato Pests and Diseases

### Leaf Miners



The larvae of Leaf Miners make tunnels through the leaves. You can see the white lines. This damage means the leaves cannot make enough food for the plant to grow well.

To treat, mix 10ml of **Vapcomic** with 20L of water in a knapsack. Spray when you see lines on the leaves from Leaf Miners.



### Early and Late Blight



Blight is caused by a fungus which affects the leaves of your potato plants. The leaves look brown and burnt. The disease can spread very fast. Blight is more common when the weather is cold and wet.

**Prevent** Blight with **Oshothane Plus**. Mix 50g of **Oshothane Plus** with 20L of water in a knapsack. Spray the leaves when the crop is 4-6 inches tall. Spray every 7-10 days.

**Cure** Blight with **Mistress 72**. Mix 40g **Mistress 72** in 20L of water in a knapsack. Spray when you see signs of Blight. If it is raining heavily, spray every 2 weeks.



### Get a better potato crop with Oshozyme



**Oshozyme** is a bio-fertilizer that you can spray on the seeds before planting. It helps the crop's roots to better use nutrients and water to grow well. You will get a big yield of large potatoes.

Spray seeds on a mat or canvas on the ground in the shade. Mix 40ml **Oshozyme** with 1L of water. Spray the seeds evenly. Let the seeds dry for 30 minutes before planting.





## Getting a Good Heifer

Your heifer should put on 500-800g per day. When it is ready for service it will be 280-300kg. Your cow should be ready for service after 15 months so it calves down by 24 months. The sooner your heifer can be served, the sooner you will get milk that you can sell.

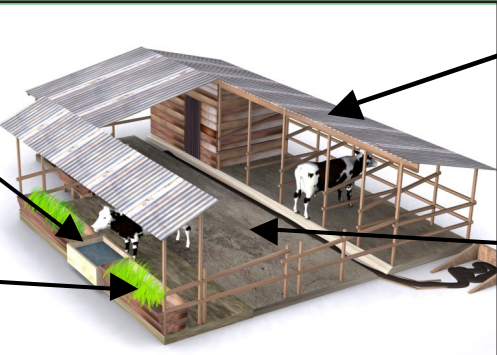
### Feeding your heifer

Young Stock Pencils	KupaKula Gold	Maclik Plus
		
After weaning at 8-10 weeks, give your heifer 0.5kg of <b>Young Stock Pencils</b> every day. Increase the amount over time. By 8 months, your heifer should be eating 1.5kg per day.	Mix 5kg of <b>KupaKula Gold</b> into 50kg of <b>Young Stock Pencils</b> . This will give your heifer extra Protein.	Mix 100g of <b>Maclik Plus</b> into the <b>Young Stock Pencils</b> every day. It contains minerals. It will help your heifer to come on heat at the right time and to get pregnant.

### Build a good clean cow shed

Make sure your heifer has fresh drinking water at all times.

Give your heifer fresh feed, like Calliandra or Napier Grass, daily.



A sloping mabati roof allows you to catch rain water to give to your heifer.

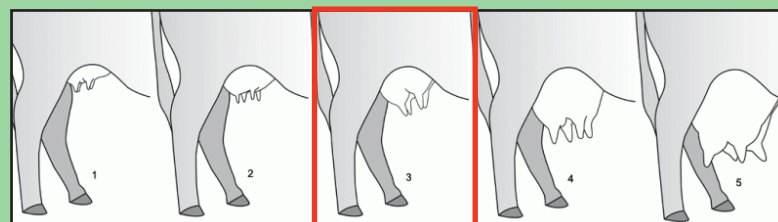
A cement floor is easy to clean. Clean the cow shed every day for a healthy heifer. Slope the floor for good drainage.

### Choosing a bull

You will get a better calf if you choose a bull from the **Coopers CRV catalogue** and get a vet to do Artificial Insemination (AI). Choose a bull based on the characteristics that you would like in your calf, such as:



- High milk production
- Well-formed body
- Comes on heat early
- Calves easily
- Milks quickly.



Look at your cow's udder. Is it too high? Too low? The best is number 3 in the picture. If the udder is too low, choose a bull that will give a calf with a high udder.

**You must choose your bull before your cow comes on heat.** Once your cow is on heat you only have 12-18 hours for the vet to come and do AI.

## Feeding Calves

### From day 1 to day 3

The first milk the mother makes is called **colostrum**. It is very good for the calf.

Allow the calf to suckle from the mother whenever it likes for the first 24 hours after birth. At the end of the second day it can be taken away from the mother. For the next 3 days, give the calf 6L of colostrum per day.



### From day 4 to weaning (9 weeks)

Give the calf **Sprayfo**. This is a calf milk replacer. A litre of **Sprayfo** costs much less than a litre of milk. By using **Sprayfo** you can continue to sell milk and make more money. **Sprayfo** is made from milk by-products and oil. It helps the calf to grow fast.




Mix 300g of **Sprayfo** with 2L of warm water.



Feed your calf 2 litres of **Sprayfo** 3 times a day.



If the calf feeds with its head down, the milk goes into its first stomach. This can cause diarrhoea.

If the calf feeds with its head facing upwards, the milk goes straight to the back stomach. This is much better for the calf.

Use a teat bucket to make sure the calf feeds with its head facing upwards. Hang the bucket just above the calf's head.

### From 3 weeks to weaning (9 weeks)

As well as **Sprayfo**, start giving your calf **Early Weaner Pellets**.



Start at 3 weeks on 0.5kg of **Early Weaner Pellets** per day. Increase the amount over time. By weaning at 9 weeks, your calf should be eating 1.5kg of **Early Weaner Pellets** per day.

Feed straw to your calf. Straw helps the stomach to expand.

Always make sure your calf has clean water to drink.

Raise the floor in your calf shed so that the calf does not sleep on manure. Keep the shed clean.



For more information, SMS "TRANSPORT" to 30606

## Mitsubishi L200 Pick-up

The **Mitsubishi L200** pick-up from **Simba Corp** can help you transport your produce to market.

- Can carry up to 1 tonne of produce
- You can get a canopy to put on the back to protect your produce from wind and rain.
- Comfortable leather seats
- Single cabin
- 4 wheel drive and high ground clearance for rough roads.

The **Mitsubishi L200** comes with a warranty of 3 years or 100,000 km, whichever is sooner.

It will not need a major service for 5 years. You can buy genuine spare parts at a good price from **Simba Corp**. There are **Simba Corp** branches countrywide.



## Is it affordable?

Yes! Buy with your neighbours or farmers' group and share the cost.

Talk to your bank or SACCO about getting a loan. The Asset Finance Manager at a **Simba Corp** branch can give you payment options.

When you are not using your **Mitsubishi L200**, hire it out and make some extra money.

## Mitsubishi L200 is multipurpose

- Take your produce to market.
- Carry firewood and charcoal.
- Take your family and friends to market, church and hospital.
- Deliver milk.
- Collect feed for your cows and fertilizer for your crops.

## GeoPoll

For more information, SMS 70555

The world's largest real-time mobile survey platform, reaching a growing network of more than 8 million subscribers in Kenya. GeoPoll enables organisations to gather quick, accurate and in-depth data insights on anything from consumer preferences to social and development concerns.

Produced by Mediae



Watch us on Citizen TV on:  
Thursday 1.30pm (English)  
Sunday 1.30pm (Kiswahili)

For another leaflet  
or more information,  
SMS 30606



www.cimmyt.org, +254 20 722 4246



www.coopers.co.ke  
info.kenya@coopers.co.ke  
+254 20 420 6000



www.dlight.com  
info.kenya@dlight.com  
+254 20 210 6793



www.ungagroup.com  
information@unga.com  
+254 719 065 222



www.seedcogroup.com  
kassim.owino@agriseed.co.ke  
+254 702 934 938



SMS: 70555  
bizdev@geopoll.com



www.simbacorp.com  
talk2us@simbacorp.com  
+254 703 046 000



www.handinhand-ea.org  
info@handinhand-ea.org  
+254 703 960 766



www.mbeguchoice.com  
info@agri-experience.com  
+254 719 554 154



www.royalseed.biz  
customerservice@khs.co.ke  
+254 734 257 635



www.mavunofertilizers.com  
info@mavunofertilizers.com  
+254 702 891 893



www.cropnuts.com  
support@cropnuts.com  
+254 790 499 190



www.oshochem.com  
marketing@oshochem.com  
+254 711 045 000  
SMS: 20560