



Series 8, Episode 3

Justus' Farm, Bungoma, KENYA

This leaflet contains information on: solar lights, tilapia, maize, weeding

If undelivered, please return to The Mediae Company, PO Box 215-00502, Karen.

For more information, SMS "SOLAR" to 30606

Solar Lights

Kerosene lamps give off fumes. The fumes are bad for your health. The light is dull so it strains your eyes. Kerosene lamps can cause a fire if they fall over when lit. Kerosene is expensive.

A solar system uses sunlight to make electricity. The sun is free. Once you have paid off your system there is nothing more to pay.



PayGo Solar Home System from Azuri. The kit comes with:



A 10 watt **panel**. It attaches to your roof.



A **battery**. It connects to the solar panel and stores the electricity.



A solar **radio** which is charged by the battery.



3 light for your house, plus 1 **extra bright light**.



A small **torch**.



Connectors for you to charge your mobile phone.

Azuri will install your PayGo system for free. Buy it outright or pay 49/- per week for 82 weeks. There is no deposit to pay – just 1 month up front. The battery lasts for up to 10 years. There is a 2 year warranty.

The PayGo system is available countrywide. Send a free SMS to **22213**. Their customer care agents will call you back to connect you with a distributor in your area.

Tilapia

Tilapia can be a good business. Feed your fish properly so they grow well.


Fugo fish feed is available countrywide. It is affordable.

When feeding your fish, distribute the food evenly around the pond.

For more information, SMS "FEEDS" to 30606



There are 5 categories of fish feed:



1. Tilapia Starter Crumble

The feed is in small pieces so that the fingerlings can eat it.

Feed *Starter Crumble* until your fingerlings are 20g.



2. Tilapia Pre-Grower

This is in the form of floating pellets so the fish can easily eat it.

Feed *Pre-Grower* from when your fish are 20g until they are 60g.



3. Tilapia Grower Pellets

This helps the fish to grow fast.

Feed *Grower Pellets* when your fish are 60g until they are 200g.



4. Tilapia High Protein Finisher

These pellets are bigger so the fish can eat them easily.

Feed *High Protein Finisher* when your fish are 200g until they are 500g.



5. Tilapia Low Protein Finisher

Your fish should be 500g after 6 months. *Low Protein Finisher* sustains the growth of your fish until you can sell them. It is cheaper because it is low protein.




Maize

Plant only certified maize seeds. Seed Co. makes different varieties for different areas. Choose the variety that will grow best in your area.

Tembo 73

A late-maturing white maize variety. Good tolerance to diseases. Grows well in areas with high rainfall.

- Matures in 4 ½ to 5 months
- Big and long cobs
- Is not affected by Maize Streak Virus, Grey Leaf Spot or Common Leaf Rust
- Good for making silage
- Yields 48-58 bags per acre.

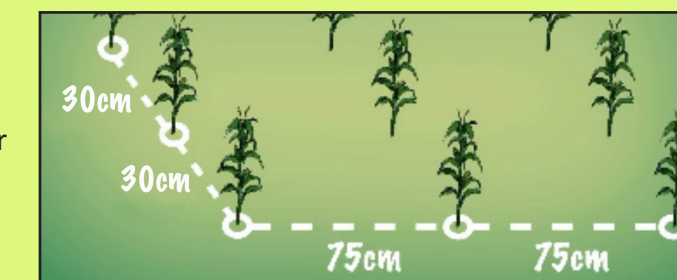


Tembo is best for: Eldoret, Kakamega, Bungoma, Kisii, Molo, Njoro, Nyahururu, the Aberdares and upper areas of Eastern and Central Provinces.

Plant for the long rain season.

Planting

1. Plant maize seeds 30cm apart in rows 75 cm apart.
2. Dig holes 15 cm deep.
3. Put 1 teaspoon of fertiliser in each hole, then cover with loose soil before planting the seed.
4. Plant 1 seed per hole.
5. Fill in the rest of the hole with soil.



Post-Planting

Once your maize is growing, there is still work to be done. Remove stunted plants, check for pests and diseases, and remove weeds.

Remove plants that are not growing well



Stunted plants will not give you a good yield. These plants will be taking space, water and nutrients away from your other, stronger plants.

Take out these stunted plants.

Farm hygiene

Practise good farm hygiene from planting to harvest. Clean your farm tools after every use. Your crop will have less diseases.

Check your maize plants for pests and diseases

Check your maize plants in the morning and evening.

Treat pests and diseases as soon as you see them. This stops the problem spreading to the rest of your crop.

*This crop has **Maize Streak Virus (MSV)**. MSV is a disease that comes from the soil. The yield will not be good. Tembo 73 variety from Seed Co. does not get MSV.*



For more information, SMS "MAIZE" to 30606

Duma 43

An early-maturing variety that copes well with drought. It is very sweet and good for ugali.

- Matures in 90 days
- Tolerant to drought and heat stress
- Resistant to Maize Streak Virus (MSV) and other diseases
- Yields 28-32 bags per acre.



Duma is best for: Eastern Province, Central Province, Nyanza, Upper Coast, Lower Western Province and water stressed areas.

Weeding

For more information, SMS "WEEDS" to 30606



You do not want weeds in your farm. They:

- Take water and nutrients away from your crop
- Take up space
- Hide pests and diseases.

Kill weeds before they grow with a **pre-emergence herbicide** from **Amiran Kenya**. Apply before your crop grows. It will kill the weeds but not your crop.

Pre-emergence

After sowing your seeds, apply **Sigma Combi**. You need 1.2 of **Sigma Combi** per acre.

Mix 300ml of **Sigma Combi** with 20 of water in a knapsack. Spray onto moist soil. If you dry plant, spray immediately after the rains. The herbicide needs moisture to work.



Post-emergence



When your crop gets to the 3-leaf stage, use a **post-emergence herbicide**. **Sine-4D** is a selective herbicide. It only kills broad-leaved plants. Many weeds have broad leaves.

Increase **Sine-4D**'s strength by mixing it with **Sigma Combi**. You will kill a wide range of weeds.

Mix 300ml of **Sigma Combi** into 20L of water. Add 100 ml of **Sine-4D**. Spray onto moist soil.



Buy **Sigma Combi** and **Sine-4D** from **Amiran Kenya**. They are available at agrovet countrywide.

Sigma Combi comes in pack sizes of 1L and 5L.

Sine-4D comes in pack sizes 1L, 5L and 20L.

Produced by Mediae



Watch us on Citizen TV on:

Thursday 1.30pm (English)

Sunday 1.30pm (Kiswahili)

For another leaflet
or more information,
SMS 30606



www.coopers.co.ke
info.kenya@coopers.co.ke
+254 20 420 6000



www.amirankenya.com
amiran@amirankenya.com
0800 720 720



www.wildaid.org



Alama ya Ubora
www.ungagroup.com
information@unga.com
+254 719 065 222



www.mavunofertilizers.com
info@mavunofertilizers.com
+254 702 891 893



www.pik-potsdam.com



www.simbacorp.com
talk2us@simbacorp.com
+254 703 046 000



www.seedcogroup.com
kassim.owino@agriseed.co.ke
+254 702 934 938



www.azuri-technologies.com
customercare@azuri-technologies.com
+254 796 536 063
SMS: 22213



SMS: 70555
bizdev@geopoll.com



www.cropnuts.com
support@cropnuts.com
+254 790 499 190



www.villageindustrialpower.com
info@villageindustrialpower.com
+254 746 607 199
+254 701 257 233



www.oshochem.com
marketing@oshochem.com
+254 711 045 000
SMS: 20560