



Series 8, Episode 13

Carol and Weldon's Farm, Molo, KENYA

This leaflet contains information on: storing maize, carrots, solar lights, Mitsubishi L200, breeding cows

If undelivered, please return to The Mediae Company, PO Box 215-00502, Karen.

Storing Maize

For more information, SMS "MAIZE" to 30606

When stored correctly, maize can last for up to 3 years. Store maize and sell it when the price is good.

1. Use certified seeds

If there are coloured grains in your maize, you will not get a good price.



Plant certified seeds for high quality grains.

2. Harvest with bags

Put maize cobs straight into bags or a container. This stops them getting dirty on the ground.



Soil particles can lead to mould. Some moulds cause aflatoxins. Aflatoxins are poisonous.

3. Dry cobs after harvest

When drying in the sun, place the cobs on sisal sacks, tarpaulins, or plastic sheets. Do not dry cobs directly on the soil.



Keep cobs loose in a well-ventilated store room. This makes it easier for them to dry. They will shell easily.

4. Shell the cobs

Before shelling, remove cobs damaged by insects or mould. Put the good dry cob into the sheller and twist. The maize grains will fall off.



A sheller helps to stop the grain getting damaged.

5. Dry the maize well

Spread the maize on a tarpaulin and dry outside. Turn the maize every few hours so that it dries properly.

The maize should dry in 4-5 days with good sun.



6. Check if the maize is dry

Use a moisture metre, or a glass jar with salt: Put 2 spoonfuls of salt in a dry glass jar.

1. Add a handful of maize grain.
2. Shake the jar.
3. If the salt sticks to the side of the jar, the maize is not yet dry. If the jar is still clean, the maize is dry.



7. Pack into hermetic bags

They have plastic inner linings. They are airtight which stops pests and diseases.



Carrots

Plant certified seeds. Certified seeds will grow well. They are resistant to pests and diseases. Buy certified seeds from agrovets.

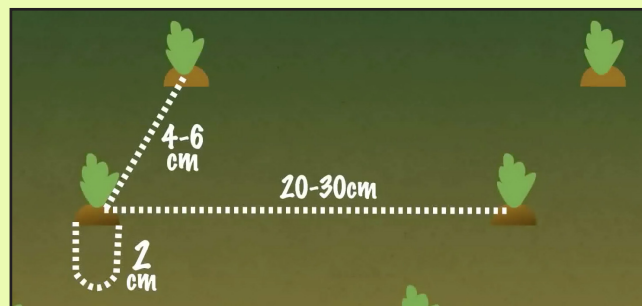
‘Nantes’ variety of carrot is high yielding. You can get 17 tonnes of carrots per acre. The carrots are a deep orange colour. They are of high quality and good weight. They mature in only 90-120 days.

For more information, SMS “WEEDS” to 30606



Planting

Plant carrot seeds 4-6 cm apart, in rows 20-30 cm apart. Plant the seeds 2 cm deep.



Harvesting

Your carrots will be ready to harvest 3-4 months after planting.



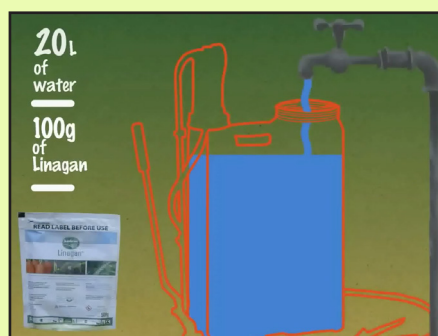
Weeding

Kill weeds. Weeds take water and nutrients away from your carrot crop. It is not easy to weed carrots with a jembe as they grow so closely together. A weed killer like **Linagan** makes it easy.



Linagan is a pre- and post-emergence herbicide. It can be used on a range of crops, including carrots.

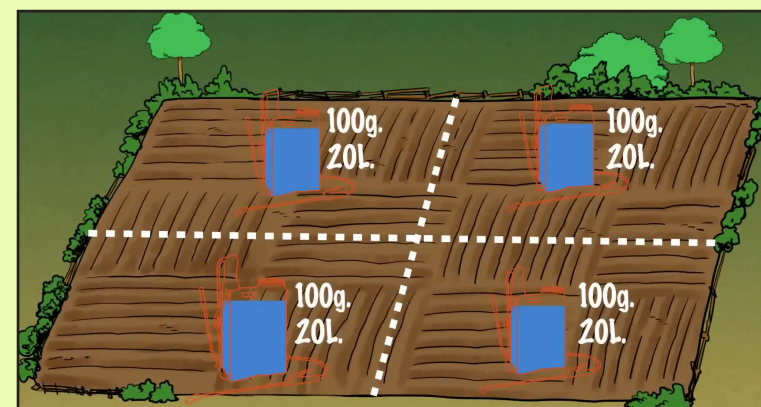
Mix 100g of **Linagan** into 20 litres of water in a knapsack.



Apply straight after planting your seeds to stop weeds. Spray evenly onto moist ground. If you are dry planting, spray **Linagan** at the first rains.

Spray again at the 3-4 leaf stage.

You will need 100 g of **Linagan** per application for ¼ acre.



Safety when Spraying

Chemicals are harmful to your health. When spraying, always wear protective gear including:

- Protective clothing or dustcoat
- Face mask
- Gloves
- Gum boots.

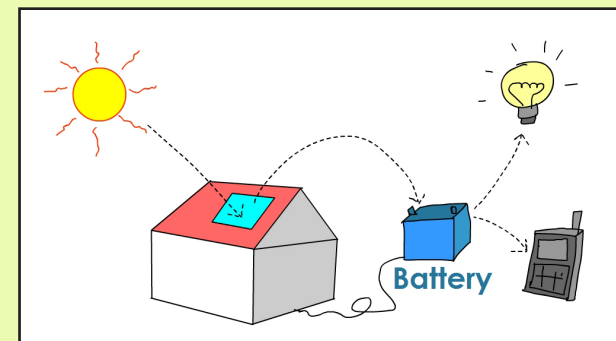
Keep children and animals away from the area when you are spraying.

Always observe the PHI. This is the amount of time that you must leave after spraying your crop before you harvest.



Solar Lights

For more information, SMS “SOLAR” to 30606



A solar system uses energy from the sun to power lights in your house.

A solar panel catches sunlight. The energy is stored in a battery. The battery can power your lights, as well as charge you phone, a torch and a radio. The battery can even power a TV!

The Azuri Home Solar System

- A 50 Watt solar panel
- A battery/control unit
- 4 lights with switches. When the battery is full, the lights can last up to 12 hours
- Cables to charge 5 different types of mobile phones
- A radio
- A torch
- A digital TV and satellite dish.



There are over 50 television channels and 20 radio channels. There is a USB port in the back of the TV so that you can watch films from a USB flash drive.

The **Azuri Home Solar System** is affordable.

1. Pay for the system outright with cash or
2. Pay 4,999/- deposit, then pay 693/- per week for 130 weeks.

Mitsubishi L200

The **Mitsubishi L200** from **Simba Corp** is a sports utility truck. Carry goods from the farm to the market with it or use for leisure. It is a 2 wheel drive pick-up.




ENGINE

- 75 litre fuel tank
- 2,500 cc engine with turbo charge
- Easy to get spares



LOAD

- A wider and deeper cargo bed than other pick-ups
- Can carry up to 1 tonne



COMFORT

- Comfortable sports seats
- Very smooth to drive
- Air-conditioning
- Music system

SAFETY

- Airbags
- ABS (Anti-lock braking system) – this avoids skidding in an emergency.

AFFORDABLE

Simba Corp has partnerships with many banks and SACCOs. Get up to 95% on finance. Pay off your car over 6 years.

Breeding Cows



This silage has mould. It is not good for your cow to eat.

Poor nutrition can stop your cow getting pregnant. If your silage has mould, it may have harmful substances called microtoxins. These **microtoxins** may stop your cow getting pregnant. They can also cause your cow to abort a calf.

T5Z is a toxin binder. It is mixed with silage and other feeds such as dairy meal. When the cow eats the **T5Z**, the microtoxins are not absorbed into the bloodstream.



Add 100g (10 spoonfuls) of **T5Z** into 1 bag of dairy meal (or silage). Mix very well. Feed to your cow.

T5Z can be used either before or after the cow has ingested microtoxins.



Choosing a bull



Artificial Insemination (AI) is the best way to improve your herd. Decide which characteristics you would like in a cow. Then select a bull with those characteristics from the **Coopers CRV catalogue**. Such characteristics could be high milk production or good fertility.

Once you have selected the bull, the semen can be used to artificially inseminate your cow. A vet will come to do the AI.

Be aware that the more that you select for milk production, the lower the fertility will be.

Produced by Mediae



Watch us on Citizen TV on:
Saturday 1.30pm (English)
Sunday 1.30pm (Kiswahili)

For another leaflet
or more information,
SMS 30606



www.coopers.co.ke
info.kenya@coopers.co.ke
+254 20 420 6000



www.amirankenya.com
amiran@amirankenya.com
0800 720 720



www.wildaid.org



Alama ya Ubora
www.ungagroup.com
information@unga.com
+254 719 065 222



www.mavunofertilizers.com
info@mavunofertilizers.com
+254 702 891 893



www.pik-potsdam.com



www.simbacorp.com
talk2us@simbacorp.com
+254 703 046 000



www.seedcogroup.com
kassim.owino@agriseed.co.ke
+254 702 934 938



www.azuri-technologies.com
customercare@azuri-technologies.com
+254 796 536 063
SMS: 22213



bizdev@geopoll.com



www.cropnuts.com
support@cropnuts.com
+254 790 499 190



www.villageindustrialpower.com
info@villageindustrialpower.com
+254 746 607 199
+254 701 257 233



www.oshochem.com
marketing@oshochem.com
+254 711 045 000
SMS: 20560