

Series 6, Episode 21

Mwinyi's Farm, Kwale, KENYA.

This leaflet contains information on: Kenbro chickens, baobabs, mangoes, keeping records.



If undelivered, please return to The Mediae Company, PO Box 215-00502, Karen.

Keeping Kenbro Chickens

Kenbro chickens taste the same as Kienyeji and can free range. They have better immunity against diseases. If you wait for 5 months, you can get twice as much money for them as a Kienyeji chicken.


When you buy Kenbros you get both males and females. This means you can have both meat and eggs. Buy Kenbro chicks from **Kenchic**.

Build a Good Chicken House

4 ft high walls with 3 ft wire mesh.
The **wire mesh** allows air to come in and go out.

Put **curtains** at the windows. Close them at night when it is cold.

A **footbath** with disinfectant will keep out pests and diseases.



DO NOT keep birds of different ages in the same chicken house.

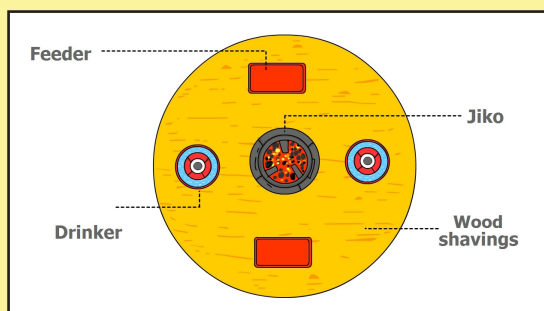
Put wood shavings on the floor to absorb moisture from drinkers and droppings.

Keep 5 metres around the outside of your chicken house clean and free of weeds. Weeds hide pests and diseases.

Build a Good Brooder

Before you get your day old chicks, you need to build a brooder. A jiko will keep chicks warm for 14 -21 days.

Wood shavings will keep chicks clean and dry.



Remove chicks from the brooder at 14-21 days. When it is hot, stop at 14 days; during colder periods you can extend to 21 days. Then have 1 feeder for 50 birds and 1 drinker for 60-100 birds.

Feeding Kenbros

0-3 weeks: Chick Mash

3-8 weeks: Growers Mash

2-5 months: Free Range with supplements

Use 1 chick food tray for 100 chicks. After 10 days, replace with 1 feeder for 50 birds.

For the first week, mix **glucose** and **liquid paraffin** with the chicks' drinking water or use **chick start** when you re-fill the drinkers.

You need 1 drinker for 60 - 100 birds.

For more information, SMS "CHICKEN" to 30606

Growing Baobabs

Baobabs are very useful trees. They give good fruit and you can make a lot of money. There are good local and export markets for Baobab products. **Baobab powder** is a health product and has a good market overseas.

Eat the **leaves** for **protein** and **iron**. **Protein** helps your body to grow and repair itself. You need **iron** for your blood.



Fibres from the **bark** can be used for rope and baskets.

Graft Baobab seedlings in your nursery. You will get fruits sooner.



Keep Baobab fruits in a cool, clean and dry place for up to 1 year. When you are ready to use the fruit, grind it into a powder.

Baobab Fruits

Baobab fruits are very good for you. They are high in vitamins, such as **Vitamin C**. Vitamin C is good for preventing colds and flu. They are also high in **Calcium**. Calcium makes your bones strong.

Mix 2 teaspoons of **Baobab powder** into a glass of clean water. 2 teaspoons has all the Vitamin C you need for 1 day! Take every day.

Process Baobab fruits

Process yourself and make more money, or sell to processors.



Baobab jam



Baobab sweets



Chocolate with Baobab



Baobab powder

Making Baobab Juice for Porridge



1. Soak Baobab seeds in clean water. Wait for the powder to dissolve.



2. Sieve the juice into cooked porridge.



3. Stir well and enjoy! Do not cook the juice as it will lose its nutrients.

Growing Mangoes

You cannot sell Mangoes that have damage from pests and diseases. Many pests hide in dead plants and leaves under your Mango trees. Keep this area clean to reduce pests.

Mango Seed Weevils



Adult Mango Seed weevils wait for Mango trees to flower, then climb up the trunk of the tree. They lay their eggs on the small growing fruits. When eggs hatch, larvae burrow into the Mango seed & turn to pupa & adult. New adult wait for fruit to be ready when they come out, spoiling the fruit.

Stop Mango Seed Weevils by mixing **Confidor** (an insecticide) with **builder's lime**.

Paint onto the tree truck. Paint from the ground, up to 1 metre high.



Mango Fly (Fruit Fly)



Mango Flies lay eggs in the Mangoes. The eggs hatch and the larvae eat the fruit.


Stop Mango Flies with an ADD trap. An **ADD trap** has bait (to attract the flies) and an insecticide inside. You need to refill the bait every 6 weeks.

Work with your neighbours and stop fruit flies together.




*You need 8 ADD traps per acre. Buy ADD traps from **Real IPM**. Call 0725-806086 or visit their website www.realipm.com*


How an ADD trap works:



1. Fly goes into ADD trap and picks up killing agent.



2. Fly flies out and gives killing agent to other flies.



3. Flies die

Harvesting Mangoes:

Harvest Mangoes with care to prevent damage. Do not drop the fruits.



1. Harvest Mangoes in the morning when it is cool. Harvest with a net.



2. Make sure you leave a 1 cm stem. If there is no stem the Mango will go bad quickly.



3. Place Mangoes on a mat to dry for 10 mins. The stems must be completely dry.



4. Pack into crates. Take care not to damage the Mangoes. Keep the crates in the shade.

Keeping Records


To have a good business, you must keep records. Records will show how your business is doing and whether you are making a profit. A **profit** is the amount of money you make after your expenses.

Keep all of your receipts. These show your **expenses**. Use a **ledger book** to help you keep track of your business.

You need to record:

- **Money in** – this is the money you make from selling your product or services.
- **Money out** – these are your expenses. For a chicken farm, expenses will include chicks; feed; materials for the chicken house and brooder; vaccinations; lighting; and labour.
- **The date** of money in/money out.

Your book should look something like this:



Date	Details	Money In	Money Out
06/08/2016	Bought 2 bags of charcoal at 1,500/- each		3,000/-
08/08/2016	Bought 100 Day old chicks from Kenchic at 100/-		10,000/-
14/08/2016	Sold 6 Kenbro chickens at 1.5 kg for 600/- each	3,600/-	
26/08/2016	Bought 50 kg Growers Mash at 2,500/-		2,500/-

At the end of the year, add up the **Money In** and **Money Out** columns.

Money In – Money Out = **Total Profit for the year**

If the number is negative (less than 0), then you have made a loss. You need to carefully think whether you want to continue with your business or try something else.

If you apply for a loan from a bank, they will ask to see your records. Your records are proof that you are running a good business.

If the number is positive (more than 0) – congratulations! You have made a **profit**. This profit can be re-invested into your business to make it bigger, or saved for school fees or emergencies.

Produced by Mediae



Watch us on Citizen TV on:
Saturday 1.30pm (English)
Sunday 1.30pm (Kiswahili)

For another leaflet
or more information,
SMS 30606

