



# Series 6, Episode 4

Godfrey and Evelyn's Farm, Kajiado, KENYA

*This leaflet contains information on:  
maize, NCD in chickens, beef cattle and solar lights*

If undelivered, please return to The Mediae Company, PO Box 215-00502, Karen.


*For more information, SMS "MAIZE" to 30606*

## Planting Maize

Buy a good maize variety like **Duma 43** from **Seed Co.** Duma 43 is good for hot and dry areas. It is ready for harvest in just 3 months. It does not get Maize Streak Virus and can give you 20 - 30 bags per acre.

*To find out which Maize variety grows best in your area, join iShamba – send JOIN to 21606.*

Before you plant your Maize, clear and prepare your land. Add **manure** and **ash** from your fire to the soil. Plant Maize at the start of the rains. Mix planting fertiliser with manure, then mix with the soil in each hole before adding the seed.



*Plant one Maize seed in each hole. Plant 1 foot apart in rows 3 feet apart. This gives you the best harvest.*


To make seeds grow faster, soak in water for 12 hours (overnight). **You must plant the seeds in wet soil the next day.**

## Weeding

Weed by hand when the weeds are small – once a week. Weeds take water and nutrients away from your Maize. Weeds also hide pests and diseases.

## Topdress with CAN

Topdress when Maize plants come up to your knees, or when the plant has 5 leaves. This is usually after 4-6 weeks.



Topdress again when the Maize cobs start to fill with grain or when the maize starts tasseling (flowering).

# Newcastle Disease (NCD) in Chickens

**Newcastle Disease (NCD)** kills chickens. It spreads easily and there is no cure. If NCD comes to your shamba, it can kill all of your chickens and you will lose a lot of money.

## Vaccinate your chickens every 3 months to stop NCD:

1. Mix the vaccine with clean or purified water. Follow the instructions on the packet.



2. Put a drop of vaccine in the eye or the nose of each chicken. The eye is better.



OR



3. Wait for the drop to be blinked into the eye or breathed into the nose.

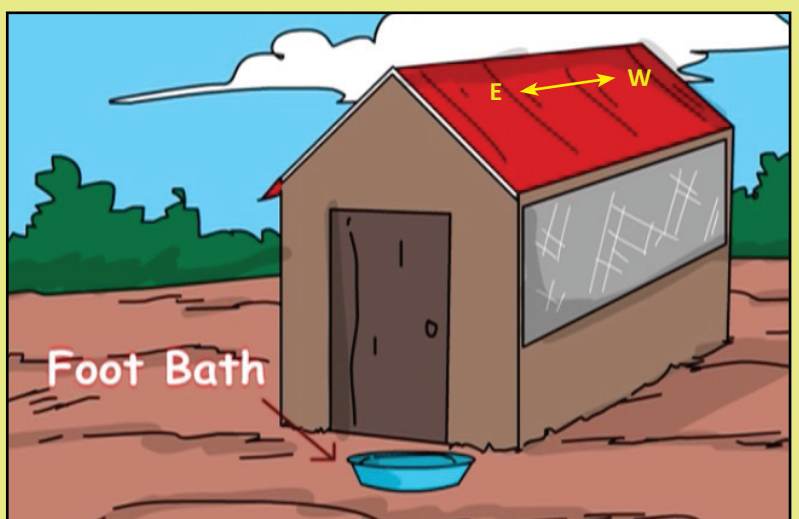


Have a place to keep your chickens before they are vaccinated, and a place for after they are vaccinated. This helps you to know which chickens you have done so you do not miss any.

## Stop chicken pests and diseases

To keep pests and diseases away from your chickens, build a good chicken house.

- Clear all bush and weeds within 5 metres of the chicken house. They hide pests and rats.
- Have a footbath with disinfectant outside your chicken house. Step in it each time you go inside.
- Keep the house clean.
- Put wood shavings on the floor to keep it clean and dry.
- Do not keep birds of different ages, or different types of birds (e.g. broilers and layers) in the same chicken house.
- Keep the door locked to stop people and animals from going inside.



*A footbath with disinfectant will kill any pests and diseases on your feet.*

*For more information, SMS "CHICKEN" to 30606*



# Caring for Cows

For more information, SMS "COW" to 30606

Spray and worm your cows to keep them healthy. If your cow has worms and diseases from ticks, it will not grow well and will be poor quality for the market. You will not get a good price.

If you worm and spray your cows, you will save money. It costs a lot of money to treat a sick cow. Some diseases carried by ticks kill your cows, like **East Coast Fever (ECF)**.

## Worms

Worm your cows every **3 months** with **Nefluk** or **Nilzan** from Coopers. Do not wait for your cow to get worms before you treat it.

How much **Nefluk** or **Nilzan** you give your cow is based on its weight. Do not guess the weight, use a '**weigh band**'. If you give too little dewormer, the worms will get resistant.



*Put the de-wormer in the side of the cow's mouth. Pour slowly so the cow can swallow.*

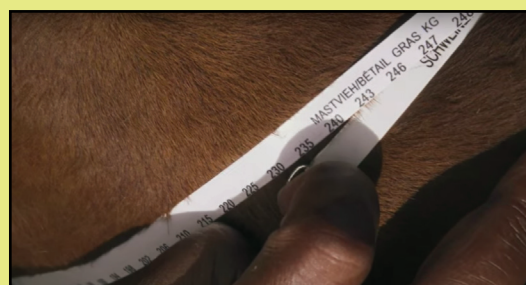
## Using a weigh band

Put the weigh band around the cow's body, just behind the front legs. Pull tightly. Read the weight where the tape on top crosses the tape on the bottom.



### TIP

Use a weigh band before taking your cow to the slaughterhouse or market. It will tell you the live weight. It will be harder for the middleman to give you a bad price.



## Ticks

Spray your cows with Grenade or Triatix from Coopers to kill ticks and biting insects.

1. Mix the product with water in a knapsack. Follow the instructions on the packet.
2. Spray the cow. Start at the back of the cow and spray towards the front of the cow. This is because cow hair grows from front to back, so the spray will reach the skin if you spray from the back
3. Spray like this until you get to the front of the cow. Make sure the whole cow has been sprayed. Don't forget the hooves, face and under the tail. Spray every 7 days.



10 litres of of mixed product is enough for 1 mature adult cow or 2 small calves.

# Solar lights

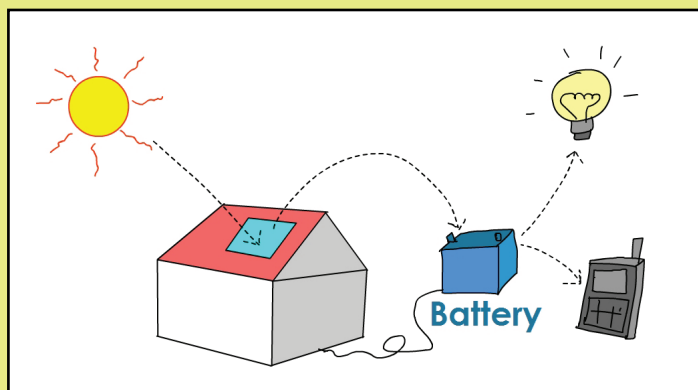
For more information, SMS "SOLAR" to 30606

The smoke from kerosene lamps is bad for your eyes and lungs. Kerosene lamps give children bad eyesight and chest infections.

Kerosene lamps can also start fires in your home.

Solar lights use the sun to work. There is a panel which sits on your roof and catches the sun's energy. This is stored in a battery. There are no bad fumes and the light is brighter.

The battery can power lights in your home, even when it is dark. It can also charge your mobile phone.



## Do solar lights cost a lot of money?

**d.light** makes solar lights affordable for everyone. You can pay a small deposit, then pay a small amount each day until you have paid for the solar light.

Once you have paid for a solar light, there are no more costs like with buying kerosene.



A D30 Solar Home System

## Benefits of solar lights:

- No more buying kerosene so you save money
- Better for your health
- Better light for your eyes
- Business can continue into the evening
- No risk of fire

Buy d.light products from Total Stations countrywide.

For more information on d.light products, send a free SMS to 21555 or call the toll free line 0800 721 110

Produced by Mediae



Watch us on Citizen TV on:  
Saturday 1.30pm (English)  
Sunday 1.30pm (Kiswahili)

For another leaflet  
or more information,  
SMS 30606



www.plantraisers.com  
+254 700 723 220  
+254 735 752 687



info@galvmed.org  
+254 715 831 853



africa@soilcares.com  
+254 782 970 136



info@realipm.com  
+254 717 741 717  
+254 725 806 086



Alama ya Ubora  
information@unga.com  
+254 20 697 8000



info@dlightdesign.com  
+254 20 210 6793



SMS: 70555



info@mea.co.ke  
+254 724 253 312



kassim.owino@agriseed.co.ke  
+254 702 934 938



info@coopers.co.ke  
+254 20 420 6000



International Crops Research Institute  
for the Semi-Arid Tropics

<http://www.icrisat.org/shambashapeup2016/>



marketing@oshochem.com  
+254 711 045 000  
+254 732 167 000,  
SMS: 20560



info@kenchic.com  
+254 722 202 163  
+254 734 600 204