



Series 7, Episode 3

Crescent's Farm, Busia, KENYA

This leaflet contains information on: Mbegu Choice, Maize Lethal Necrosis, nematodes in bananas, fertilizers, solar lights.

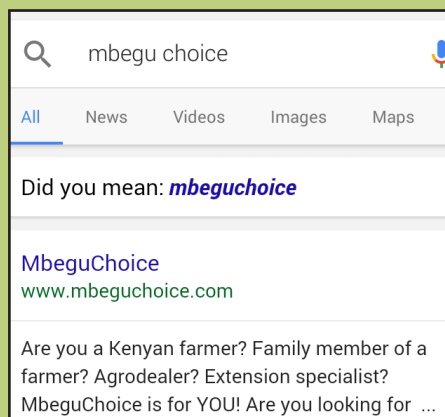
If undelivered, please return to The Mediae Company, PO Box 215-00502, Karen.

For more information, SMS "MBEGU CHOICE" to 30606

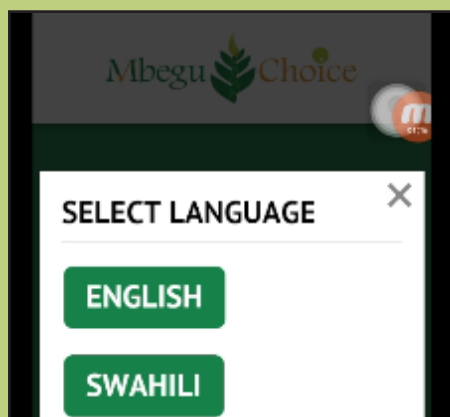
Mbegu Choice

Mbegu Choice is a source of information for farmers, agrodealers and extension officers. It gives you information on which crop variety to plant specific to your area. **Mbegu Choice** has information on 18 different crops. Use **Mbegu Choice** on a smartphone or a computer. It is available as an online tool and downloadable app. It can be used offline for easy access.

How do you use Mbegu Choice?



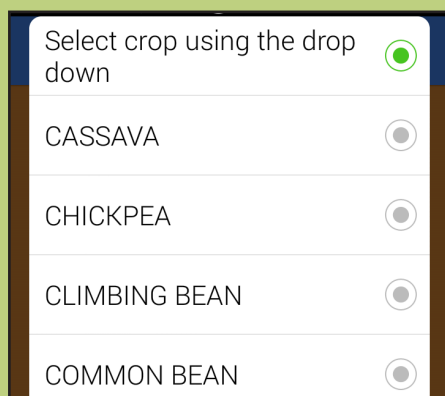
1. Go to **Google** and then type **mbegu choice** into the search bar. Click on **MbeguChoice**.



2. Choose a language.



3. Click **LET'S BEGIN**.



4. Select your **county**, then select your **agri ecological zone**, select your **crop** and then click **GET RESULTS**.



5. You can now get more specific results e.g. Disease Tolerant / Resistant crops.



6. Look at your results and choose a variety. Ask your agrovet for it.

Maize Lethal Necrotic Disease (MLND)

MLND is caused by 2 viruses. On their own, these viruses are not bad. When your maize gets both viruses, it will get MLND and die.

What does MLND look like?

- Drying leaves
- No tasselling
- Abnormal or no ears
- Rotting cobs.

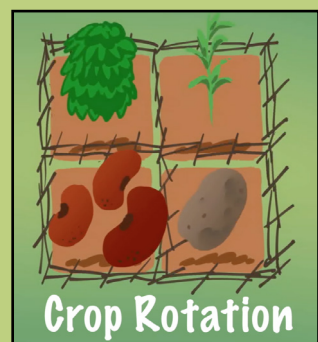


If you think your crop may have MLND, you need to do a test. Buy a **Bioreba kit** from **Daktari Wa Udongo**. You can do the test on your shamba by following the instructions in the kit.

If you do not want to test by yourself, send a sample of a green maize leaf to Daktari wa Udongo (0790 499190). They will test your sample and send you the results.

If your maize crop does have MLND, pull out the affected crop straight away. This will help to stop the disease from spreading. The disease is spread by small insects.

Your MLND might be worse in the drought or if your soil is not fertile.



Rotate crops



Take out or kill all weeds. Weeds hide pests and diseases.

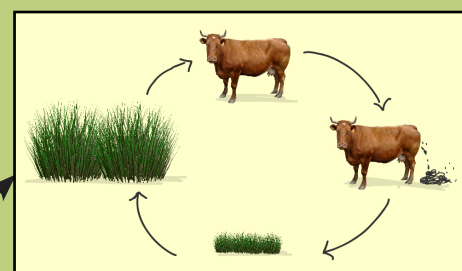


Plant only certified seeds. Some seeds are resistant to MLND.


STOP MLND from coming to your shamba

ACT FAST

Check your crop for diseases every day. If you see a problem, do something about it straight away.



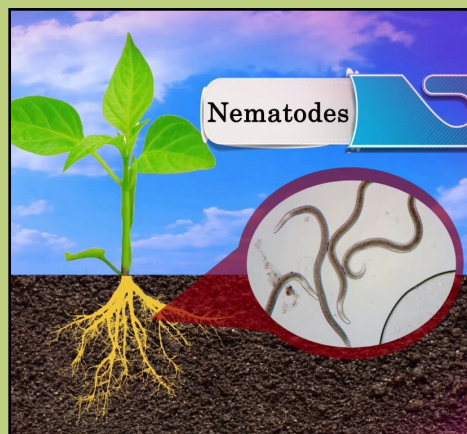
Do not feed infected maize to your livestock. The disease will return to your crop in the manure.



Do not plant grass or cereals near your maize. They give MLND a place to hide.

Nematodes in Bananas

Nematodes stop your banana plants from growing well. Growth will be stunted and leaves will turn yellow.



A soil test will tell you if you have nematodes. Send soil from the roots to be tested. Call **Daktari wa Udongo** on 0790 499190.

Nematodes are too small to see with just your eyes.

Prevent Nematodes


Rotate your crops. Take out bananas after 5 years when the yield starts to decline and plant a different type of crop.

Use **nematicides**. These are chemicals that kill nematodes. Buy nematicides from agrovet. Nematicides work better if used at planting.

Fertilizers

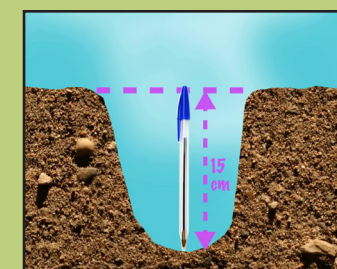
Using the right kind and right amount of fertilizer makes your soil good and healthy.

Mavuno makes fertilizers specific to your crop. Traditional fertilisers only contain NPK. **Mavuno** fertilizers contain NPK, but also secondary nutrients and micronutrients. These are very good for the soil and crop. **Mavuno** fertilizers can increase your yield by 30%!



Mavuno makes Planting Fertilizer and Topdressing Fertilizer.

Apply Mavuno fertilizers at planting: Maize




1. Dig holes 15 cm deep.



2. Put 1 teaspoon Mavuno Planting fertilizer in each hole.




3. Cover the fertilizer with soil.



4. Put 2 seeds on top of the soil. They must NOT touch the fertiliser.

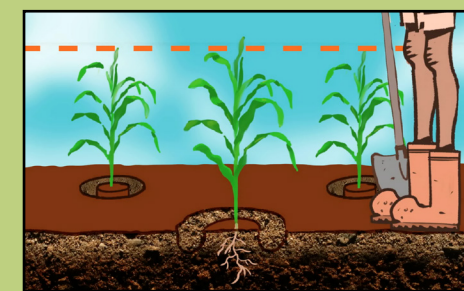


You will need 75 kg of **Mavuno Planting** for 1 acre (you can buy 3 packets of 25kg). Buy **Mavuno** fertilizers from agrovet. There are different pack sizes to choose from.



5. Cover the seeds with soil.


Topdress 45 days after germination, when maize is knee-high.



1. Dig around the crop.



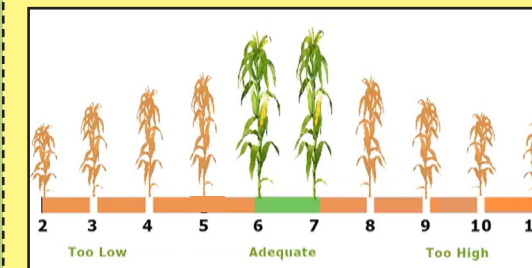
2. Sprinkle 1 teaspoon of Mavuno Topdressing Fertilizer inside the trench.



3. Cover the fertilizer with soil.

Soil Acidity

Soil acidity is measured in **pH**. A **low pH** means that your soil is **acidic**. A **high pH** means that your soil is **alkaline**.



Maize grows best at pH 6-7. If your soil is too acidic, your crop will not grow well. Your crop may be different colours and not grow tall.

A **soil test** will tell you if your soil is acidic, and what fertilizers to add to make it better.

Solar Lights

Do you want to do business in the evening? Stop your children from getting sore eyes? Listen to the radio? If so, then a **d.light Solar Home System** is for you!



d.light Power Systems are easy to install.

A solar home system from d.light contains:

- A **solar panel** to put on your roof
- A **battery** to store the electricity
- 3 **lights with switches**. You can buy an extra light if you wish. The lights have 2 brightness settings. Put them in different rooms of your house
- A solar **torch** to check on your animals at night
- A **radio** which also has an alarm
- **Cables** which plug into the battery to charge your mobile phone.
- You can even buy a d.light **TV** and run it off your solar system!

No more kerosene and sore eyes!

Pay for a d.light system with M-PESA

Pay a small deposit, then pay daily, weekly or monthly by M-PESA. The **PayBill** number and **account** number are on your battery.



Buy **d.light** products at Total petrol stations countrywide. You can call d.light on their free number 0800 72 11 10 or SMS on 21555.


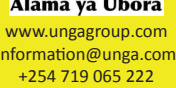



Produced by Mediae



Watch us on Citizen TV on:
Thursday 1.30pm (English)
Sunday 1.30pm (Kiswahili)

For another leaflet
or more information,
SMS 30606



www.handinhand-ea.org
info@handinhand-ea.org
+254 703 960 766

www.mbeguchoice.com
info@agri-experience.com
+254 719 554 154

www.royalseed.biz
customerservice@khs.co.ke
+254 734 257 635

www.mavunofertilizers.com
info@mavunofertilizers.com
+254 702 891 893

www.cropnuts.com
support@cropnuts.com
+254 790 499 190

www.oshochem.com
marketing@oshochem.com
+254 711 045 000
SMS: 20560