

Series 5, Episode 23

Paul's farm, Kisii, KENYA

This leaflet contains information on: cows, NCD in chickens, solar light and using the Internet to get information



Cow Health

To keep cows healthy, follow these instructions:

1. Spray every 7 days. Ticks have a life cycle of 7 days and carry diseases like ECF.

Mix **20ml** of **Grenade** in **20 litres** of water. Change the spray after 6 months to stop ticks becoming resistant.

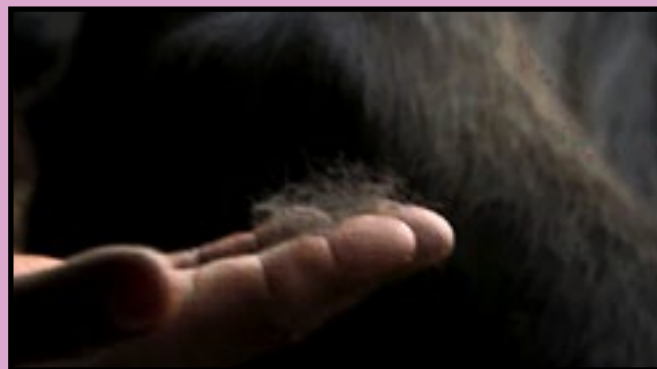
2. Deworm every 3 months. Cows with worms have rough hair which falls out, loose dung, and give less milk.

Deworm using **Nefluk/Nilzan**. Before deworming, measure the cow's weight using a weigh band. This will tell you how much dewormer to use.


3. Feed with a balanced diet which has energy, proteins and minerals.
 - Give good fodder like **napier grass**, **legumes**, **Calliandra** and **Lucerne**. Cut and leave for 1 – 2 days to wilt before giving to your cow.
 - Supplement with dry feeds like **Unga Dairy Meal**. Give 1kg for a cow giving less than 5 litres of milk. Any extra 2 litres above 5 litres, add 1kg of Unga Dairy Meal.
 - Mineral supplements:
 - Give 200g or 1 glass of **Maclik Super** every day to lactating cows for more milk.
 - Give 100g or ½ glass **Maclik Plus** every day to heifers and pregnant cows to come on heat and get pregnant easily.



Spray cows every 7 days to stop ticks. Ticks, like Brown Ear Ticks, spread ECF



Cows with worms have a rough, unevenly coloured coat with hair that is falling out



Dry fresh fodder for 1 - 2 days before you feed it to your cow

Newcastle Disease

For more information, SMS 'NCD' to 30606

Newcastle Disease (NCD) is a virus which quickly spreads in chickens. It has no cure and can kill all your birds. To stop NCD – **vaccinate your chicken**.

Use a vaccine called **AVIVAX** (Kenya), **KUKUSTAR** (Uganda) or **TEMEVAC** (Tanzania).

Vaccinate against NCD at day 1, 10 - 14 days and day 42, then every 3 months.

Symptoms of NCD In Chickens

- Neck, head and legs are twisted
- Swelling of the head and neck
- Greenish diarrhoea
- Discharge in the eyes and nose
- Chickens with NCD lay fewer or no eggs at all

Vaccinate Against NCD

1. Hold the chicken by the wings and on its side.
2. Open the eyelid or clear the nostril.
3. Using a dropper, put a drop of NCD vaccine in the nostril/eye.
4. Let the bird breathe/blink the drop in.

Do not vaccinate sick birds, they are weak and will die.
Separate sick birds from the healthy ones.

Stop Disease Spreading

- Clean the house every day and disinfect every 7 days.
- Have a foot bath with disinfectant at the door to kill diseases on your feet.
- Keep the chicken house away from other humans and animals.
- Keep birds of different ages away from each other.
- Give birds fresh food daily in clean feeders and drinkers.



The neck, head and legs are twisted in chickens with Newcastle Disease



Drop the vaccine into either the eyes or nose and let the bird breathe/blink it in



The D20 solar lighting system can light a house for 8 - 15 hours

Solar Light

Light your home using solar home system. It uses light from the sun, which is free, safe and healthy.

The D20 solar home system has a solar panel, 2 switches, a battery, wires, S20 portable lamp and 2 solar light bulbs. When charged, it gives light for 8 – 15 hours. You can also use it to charge your phone.

To install, nail the solar panel on the roof and the switches to the wall, connect the wires to the battery and the solar bulbs and it is ready to go!

For more information, SMS 'SOLAR' to 30606

Use The Internet To Get Information

With internet bundles, you can search information on: where to sell your products, buy inputs (seeds, fertiliser or chemicals), get in touch with dealers or share information with other farmers.

Useful Sites To Visit



'Like' us on **Facebook** to connect with the 46,000 other farmers there. Join competitions, add photos and watch videos.



Use **Google** to search for information about farming.



Use **WhatsApp** to connect with farmers and join discussions on your phone.



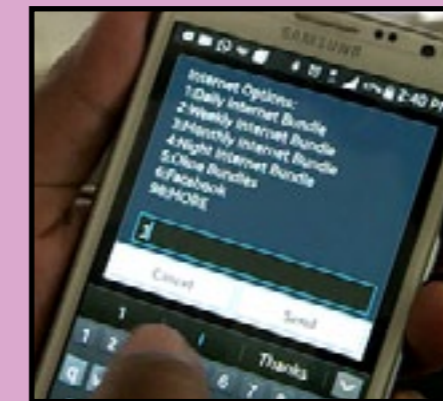
Follow us on **Twitter** to speak to experts worldwide. Use a hashtag to get more attention to an issue, such as #chickens.

To Buy Internet Bundles

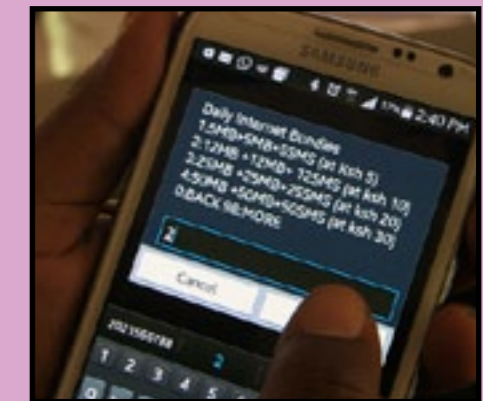
You can buy bundles to be able to use the internet on your mobile phone. Bundles will save you money and will let you know what you are running low.



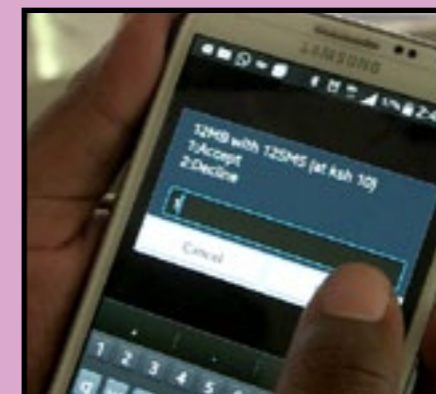
1. Top up using a scratch card. Type *544# into your phone and press 'call'.



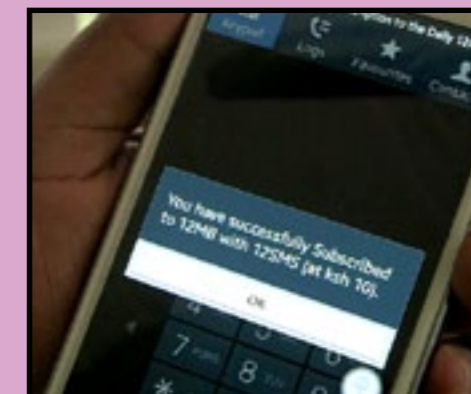
2. Choose the bundle you want. Eg. daily, weekly, monthly or night bundle. Choose 'One Time Bundle' - this will mean your phone won't top up automatically.



3. Enter the amount of the bundle you want to buy.



4. Select accept/OK




5. You will get an SMS showing your bundles balance.


* This system is for Safaricom only. Other networks may vary on cost and method.

Using Lipa Na M-Pesa

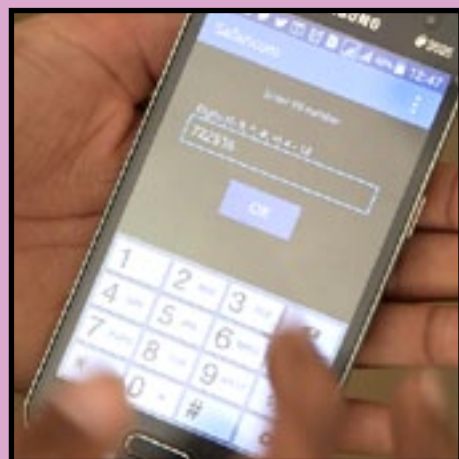
It is safer to use mobile money than to buy things using real money. It is less likely to be stolen from you and it makes it easier to keep count and save for the future. To use 'Lipa Na M-Pesa':



1. Go to M-Pesa menu, select 'Lipa Na M-Pesa'.



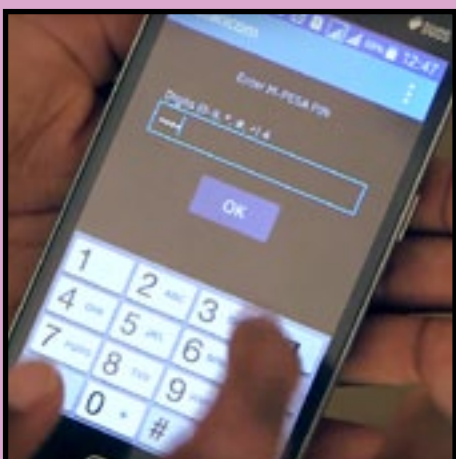
2. Select 'Buy goods and services'.



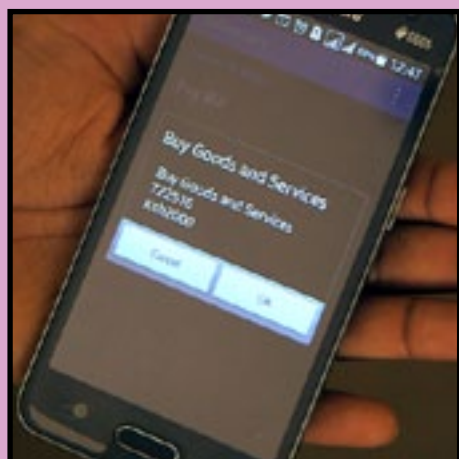
3. Enter the till number.



4. Enter the amount to pay.



5. Enter Your PIN number.



6. Press OK/Send. You will get a confirmation SMS to tell you that your payment has been made.

* This process is only for Safaricom users. Those on Airtel, Orange or others can use their provider's mobile money services, however, the process may be different.

Produced by Mediae



Watch us on Citizen TV on:
Saturday 1.30pm (English)
Sunday 1.30pm (Kiswahili)

For another leaflet or more information, SMS 30606



lachlan@agriculture.com
+254 020 2073912

infomation@unga.com
+254 020 393 3000

lachlan@agriculture.com
+254 020 2073912

info@ultravetis.com
+254 20 235 8205

info@mea.co.ke
+254 724 253 312



sales@dlightdesign.com
0800 721 110 / 21555



ciat@cgiar.org



aak@aak.or.ke
+254 20 222 4806



SMS 'JOIN' to
21606



info@galvmed.org



info@coopers.co.ke

+254 20 4206000



ccafs@cgiar.com
+254 20 6978 000



worldagroforestry@cgiar.org
+254 20 7224000



info@agrochem.co.ke
+254 734 447 777



syngenta.east_africa@syngenta.com
+254 20 322 8000



info@soilcares.com
+254 20 8632800