

Series 5, Episode 13

Pamela & Joseph's farm, Homabay, KENYA

This leaflet contains information on: soil conservation, NCD in chickens, using the Internet and fodder crops

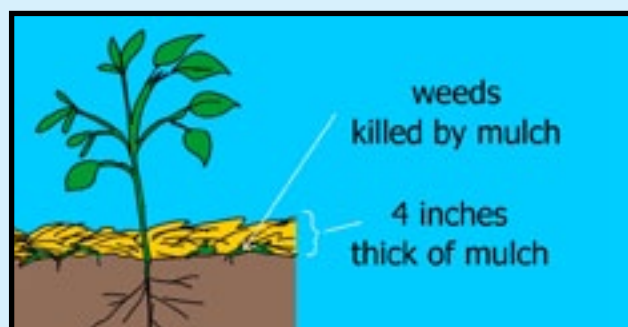


Conserve Soil

Rains have become hard to predict because weather patterns are changing. The topsoil is being washed away, land is bare, rivers are often dry and then flood suddenly.

To be safe, keep your land fertile and get a good harvest by:

1. Plant trees along rivers, terraces, around the shamba and the compound to stop erosion.
2. Trees are good for: firewood, fodder for animals, crops like avocados can be sold and are good for the health, stopping soil erosion.
3. Rotate your crops.
4. Practise minimum tillage - this means tilling the soil with the least amount of soil movement. It will reduce the number of times you plough.
5. Mulch to reduce water eroding your soil.
6. Grow drought resistant crops like sorghum, finger millet, sweet potatoes and cassava.



Mulching reduces water run off



Crops like sorghum are drought resistant

Solar Light

Solar lighting systems are good to use. It uses sunlight which is free and does not harm you. Lanterns use kerosene which gives you a bad cough, causes itching of the eyes and is expensive.

Buy a d.Light D20 solar home system. It has::

- A solar panel
- 2 switches
- A battery
- Wires
- A portable lamp

It lights your home for 8-15 hours if charged. You can use it to charge your mobile phone.



d.Light solar systems like the D20 can light a whole home and charge a mobile phone

Fodder Crops For More Milk

For more information, SMS 'COWS' to 30606

Fodder shrubs are drought tolerant and are good quality crops for your cows. They are rich in protein and you will get more milk. They also make the soil fertile.

Grow fodder trees such as:

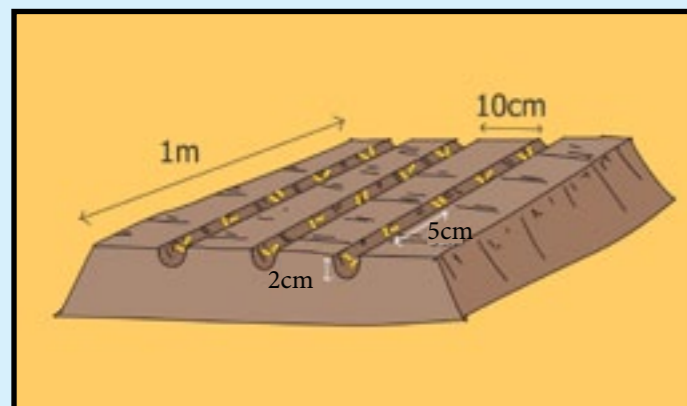
1. Calliandra
2. Mulberry
3. Lucerne
4. Desmodium
5. Trichandra

To Raise Seeds In A Nursery

1. Soak the seeds in water for 2 days to make them soft.
2. Lay 1 metre plastic sheet on where you want to make the nursery bed. This stops the roots from growing deep into the soil.
3. Raise a bed and make furrows 10cm apart and 2cm deep.
4. Put 2 seeds 5cm apart along the furrows.
5. Cover the seeds lightly with soil and put dry grass as mulch. Water daily.
6. After the seeds have germinated, remove the mulch and make a raised shade 1 metre high.
7. Transplant the seedlings after 4 months. They will be 1 foot tall.

To Plant Fodder Seedlings

1. Dig holes 1 foot deep and 50cm apart on rows.
2. Put a handful of manure and teaspoonful of planting fertiliser e.g. **Mea Mazoa/DAP** fertiliser.
3. Mix manure, fertiliser and soil well.
4. Cut the polythene holding the roots with a disinfected sharp razor.
5. Take the plastic bag off the seedling before planting.
6. Firm the soil around the roots.
7. Harvest every 9 – 12 months.



Line the nursery with a stone wall



Dig a hole 1 foot deep and 50cm apart

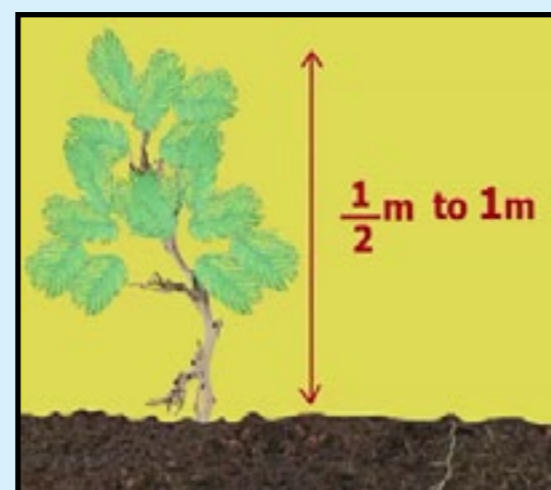
Manage Your Fodder Crops

Prune at ½ a meter to 1 metre high - new lateral stems will grow and give many branches per tree. This will give you more fodder per plant and make it easier to manage the shrubs.

To Feed Your Cows:

1. Cut the fodder trees and grass and leave to wilt for 1 - 2 days.
2. Mix 1 part of fodder tree with 3 parts of grass e.g. napier grass.
3. Cut into 2 inches (5cm) sizes to make it easy for the cow to eat.

You need 500 fodder trees to feed 1 cow for a year. Replace the fodder trees after every 12 years.



Keep the Calliandra between ½ and 1 metre high to make it easier to manage

Farming Using The Internet

Get information quickly using internet. Use internet when you want to:

1. Sell farm produce
2. Buy seeds/fertiliser
3. Get in touch with dealers
4. Share information with other farmers



You can use Faceook to get in touch with Shamba Shape Up and iShamba

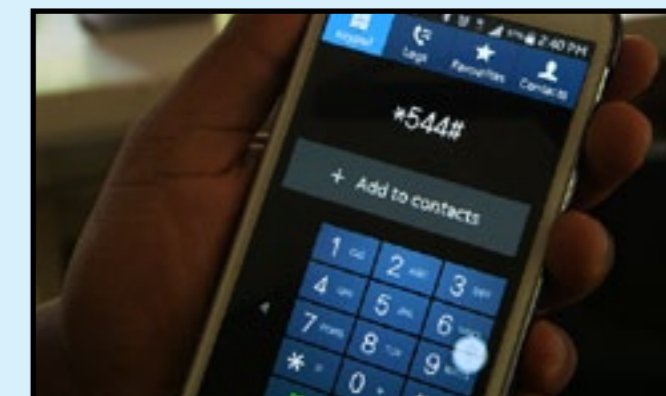


Search information about problems you face in the farm using Google

Using The Internet On Your Mobile Phone



Follow the instructions on the back on the scratch card



Press the 'call' or 'OK' button to send the SMS

Select accept. You will get an SMS shortly to confirm and you are ready to browse. To use bundles, you need to have a phone which can access internet.



Choose the bundles you want to buy and press 'call' or 'OK' button

You can get different amounts of internet for different prices (these prices are for Safaricom and may change in the future. Other network prices are different).

1. 4 MB at 5 Ksh
2. 10 MB at 10 Ksh
3. 30 MB at 25 Ksh
4. 65 MB at 50 Ksh
5. 100 MB at 100 Ksh
6. 300 MB at 250 Ksh

If you use your phone to go on social media, read emails and listen to the radio, 20 MB of data will last about 2/3 days.

For more information, SMS 'INTERNET' to 30606

Vaccinate Your Chickens Against NCD

Newcastle disease (NCD) is a virus which quickly spreads in chickens. It has no cure and can kill all your birds at a time. To keep your birds alive, you must vaccinate them.

Use Newcastle Disease vaccine known as **AVIVAX** (Kenya), **KUKUSTAR** (Uganda) or **TEMEVAC** (Tanzania). Vaccinate against NCD after 10 - 14 days then every 3 months.



To vaccinate:

1. Mix the vaccine with clean water.
2. Hold the chicken by the wings and turn to face up.
3. Open the eyelid.
4. Using a dropper, put a drop of NCD vaccine in the nostril/eye.
5. Let the bird breathe/blink it in.



Each Avivax bottle has 25 vaccines in it

Do not vaccinate sick birds, they are weak and will die.
Separate sick birds from the healthy ones.

For more information, SMS 'CHICKENS' to 30606

Produced by Mediae



Watch us on Citizen TV on:
 Saturday 1.30pm (English)
 Sunday 1.30pm (Kiswahili)

For another leaflet or more information, SMS 30606



lachlan@griculture.com
 +254 020 2073912



information@unga.com
 +254 020 393 3000

lachlan@griculture.com
 +254 020 2073912

info@ultravetis.com
 +254 20 235 8205

info@mea.co.ke
 +254 724 253 312

sales.kenya@dlight.com
 0800 721 110
 21555



aak@aak.or.ke
 +254 20 222 4806



SMS 'JOIN' to
 21606

info@coopers.co.ke
 +254 20 4206000

info@galvmed.org



ccafs@cgiar.com
 +254 20 6978 000



worldagroforestry@cgiar.org
 +254 739 333 340/+254 702 392 601



info@agrochem.co.ke
 +254 734 447 777



syngenta.east_africa@syngenta.com
 +254 20 322 8000



info@soilcares.com
 +254 20 8632800