



Series 5, Episode 9

Nicolas' farm, Kibirichia, MERU

This leaflet contains information on: record keeping, potato farming using Viazi Power Programme, feeding a heifer & top dressing

For more information, SMS 'FINANCES' to 30606

Keep Good Records

Keep good records to know if you are making a profit or a loss on your farm. This will help you run your farm like a business.

Record farm activities you do like:

- Land preparation e.g. ploughing costs
- Income from sales
- Cost of farm machinery/tools
- Any activity for the livestock
- Cost of inputs like seeds/fertilisers/chemicals

Month	Total Milk Produced (litres)	Litres sold	Sale @ 60 Ksh /- per litre	Average Cost of feeds	Health costs (spray, deworm & vaccine)	Labour	Total costs	Profit
December	480	380	22,800	7,000	1,400	3,000	35,000	98,700
January	450	360	21,600	7,000	1,250	3,000	+	-
February	420	345	20,700	7,000	1,050	3,000	5,800	55,800
March	390	290	17,400	7,000	1,050	3,000	+	=
April	360	270	16,200	7,000	1,050	3,000	15,000	42,900
Totals	2,100	1,645	98,700	35,000	5,800	15,000	55,800	

Keep records like this for each activity in the farm

Save Money In A Bank/SACCO

Save so you can survive in emergencies, like when the cow falls sick. You can also re-invest savings into the business or keep for later use, like school fees.

Keeping your money in a bank/SACCO will keep it safe from being stolen. You are also less likely to spend it.

Good records and savings can be used as security when you want to get a loan

Viazi Power Programme


For more information, SMS 'POTATOES' to 30606

Viazi Power is a potato growing programme which:

- Gives you 50 - 60 bags per acre
- Makes your potatoes grow quicker
- Gives you good quality tubers - these sell better at market
- Makes potatoes bigger and cleaner
- Gives 18 - 25 tubers per plant instead of 5 - 8 using other methods

Follow these steps for Viazi Power for ½ acre:

1. Always use clean seed which is:
 - The size of an egg
 - Free from cuts and damage
 - Has sprouted
 - Free from diseases
 - Certified and from a trusted source



Plant the potatoes 30cm apart

2. Treat Seeds:

- Mix the **Viazi Power Seed Treatment Pack** (Trichotech, Mytech, Vitazyme, Maxi-Boost and Black Majik) in 20 litres of clean water.
- Stir well.
- Put the potato seeds in a sack.
- Soak the seeds in the mixture for 6 minutes.
- Drain the potato seeds.
- Make furrows 75cm apart and 25cm deep.
- Dig holes 30cm apart and 10cm deep in each row.
- Put a handful of manure.
- Add 10g/1 bottle cap of fertiliser per hole.
- Mix well with soil.
- Plant potatoes with sprouts facing up.
- Cover lightly with soil.

3. 10 Leaf Stage Foliar Feed

After 6 weeks, the potatoes have 10 leaves.

- Spray using the **Viazi Power 10 Leaf Stage Pack**.
- Mix eNrich, MULTI N, NHK, Vitazyme and Maxi-Boost in 20 litres of clean water.
- Spray the whole crop evenly using a knapsack.
- Repeat the foliar spray after 2 weeks.

4. Flowering Foliar Feed

- After 10 weeks, the potato plant starts to flower.
- Mix **Viazi Power Flowering Stage Pack** (products) in 20 litres of water.
- Spray your potatoes evenly.
- Repeat the spray after 2 weeks.

Using Viazi Power can double your potato crop using just the same amount of land!



For A Healthy Pregnant Cow


1. Have a clean cowshed:

Clean the shed every morning and evening by:

- Sweeping and washing the shed with clean water.
- Draining the slurry to keep the house clean and dry.
- Cleaning and re-filling the troughs with fresh feed.
- Cleaning and re-filling drinking trough with fresh water.

Disinfect the house with **Kupacide** from **Coopers** once a week.

Damp floors make cows sick with pneumonia and foot rot



Mix 50% of dry fodder like hay/straws with 50% of fresh fodder like Napier

3. Feed with the right fodder

Do not feed freshly cut grass to your cow- it has a lot of water.

Cut fresh fodder and leave in a dark place for a day to wilt. Then cut into 2 inch (5cm) pieces to make it easy for your cow to eat.

Mix one part of fresh fodder with one part of dry fodder e.g. 1 sack of chopped Napier plus 1 sack of chopped wheat straw.



Mix **Kupa Kula Advanced** formula with dairy meal

For more information, SMS 'COWS' to 30606



Disinfect the shed every 7 days using **Kupacide** to stop Subclinical Mastitis in your cows

2. Stop Subclinical Mastitis

This is mastitis in pregnant cows when they live in a dirty shed.

To keep your in-calf cows free from Subclinical Mastitis, disinfect the shed every 7 days using **Kupacide** - mix 25ml in 10 litres of water and spray the house after cleaning.



Mix 50% of dry fodder like hay/straws with 50% of fresh fodder like Napier

4. Give Mineral and Protein Supplements

Maclik Plus (a mineral supplement) - give 100g/ ½ a glass everyday.

- Helps calf grow strong bones.
- Makes it easy for the cow to calve down.

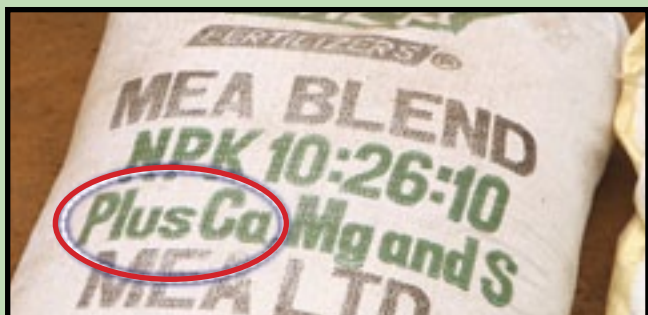
Kupakula Advanced Formula (a protein supplement) - give 100g/1/2 glass per day.

- Makes the calf and cow healthy and strong.
- Increases milk production after birth.

Use The Right Fertiliser To Get A Big Harvest

To know which fertiliser and how much to use, do a soil test. A soil test report will tell you what your soil is missing and which crops can do well in your shamba.

You must change the fertiliser you use every 4 years. Using DAP for a long time makes your soil acidic. To reduce acidity, add 10 - 15 bags of agricultural lime per acre or use an NPK like MEA Mazao which has Calcium.



MEA Mazao 10 fertiliser does not make your soil acidic



A soil test report tells you the health of your soil

Top Dress To Get More Maize

- If your crop turns yellow, it does not have enough nitrogen and will not give a good harvest.
- Put 5g (1 bottlecap) of CAN or UREA in a 15cm ring around each plant or down the centre of each row.
- Do this when the crop is knee high/after 6 weeks.
- Topdress again with the same amount at flowering.
- Always thin and weed before top dressing.

For more information, SMS 'FERTILISERS' to 30606



Topdress when the crop is knee high



Thin to get healthy, strong plants

Produced by Mediae



Watch us on Citizen TV on:
Saturday 1.30pm (English)
Sunday 1.30pm (Kiswahili)

For another leaflet
or more information,
SMS 30606



lachlan@griculture.com
+ 254 020 2073912

information@unga.com
+254 020 393 3000

lachlan@griculture.com
+ 254 020 2073912

info@ultravetis.com
+254 20 235 8205

info@mea.co.ke
+254 724 253 312



info@dlightdesign.com
+254 20 210 6793



ciat@cgjar.org



aak@aak.or.ke
+254 20 222 4806



SMS 'JOIN' to
21606



info@galvmed.org



info@coopers.co.ke
+254 20 4206000



ccafs@cgjar.com
+254 20 6978 000



worldagroforestry@cgjar.org
+254 739 333 340/+254 702 392 601



info@agrochem.co.ke
+254 734 447 777



syngenta.east_africa@syngenta.com
+254 20 322 8000



info@soilcares.com
+254 20 8632800